

Literacy Strategies for the Health Science Classroom

Morgan Constant Ely

University of Central Missouri- Warrensburg

constant@ucmo.edu

Who I am and Why I know what I am telling you....

Mrs. Morgan Constant Ely, Ed. S

- Instructor of Literacy at University of Central Missouri- Warrensburg: Instructor of all Content Area Literacy Courses
- Certified in 5-12th grade Language Arts and k-12 Reading
- Taught 7th/8th grade language arts for 10 years
- Reading Specialist for 2 years
- Been at the University for 6 years- All of my students will be teachers in a variety of content areas

Also, a Mom

- ⊗ Jon Ryan : 9 years old/ 3rd grade
- ⊗ Cooper Lane : 7 years old/ 2nd grade

- ⊗ During Covid, virtual learning-
 - ⊙ Eye opening to the needs of teachers during trying times

- ⊗ Bringing it back to basics
 - ⊙ Why we do what we do as teachers



Understanding Perspectives

- ⊗ As teachers, we are asked to not only see our own perspectives, but the perspectives of each of our students.
- ⊗ Challenging when our students learn in different ways, but we are tasked to meet the needs of all of them.



Think about this:

- * What do you see?
- * Anything else?
- * Do you see something different than others?
- Why do some see something one way, and others see something a different way?

Goals for our Time Together

1. Offer activities that support all learning styles
2. Demonstrate different strategies for assisting students in understanding a variety of concepts in a range of medias
3. Introduce various effective note-taking strategies
4. Provide hands-on activities to take back to your classroom and implement immediately with little preparation
5. Answer any questions

Active Reading with Text

* Some things we will explore

- Prepare for New Vocabulary
- Thought–Provoking Questions
- Main idea of Topic/ Summaries
- Collaborative Work
- Presentations

Vocabulary- Word Leveler

* Quick and Dirty Vocab Collector

Level 1

- Words that are easy

Level 2

- Words that make you go, “Hmmm....”

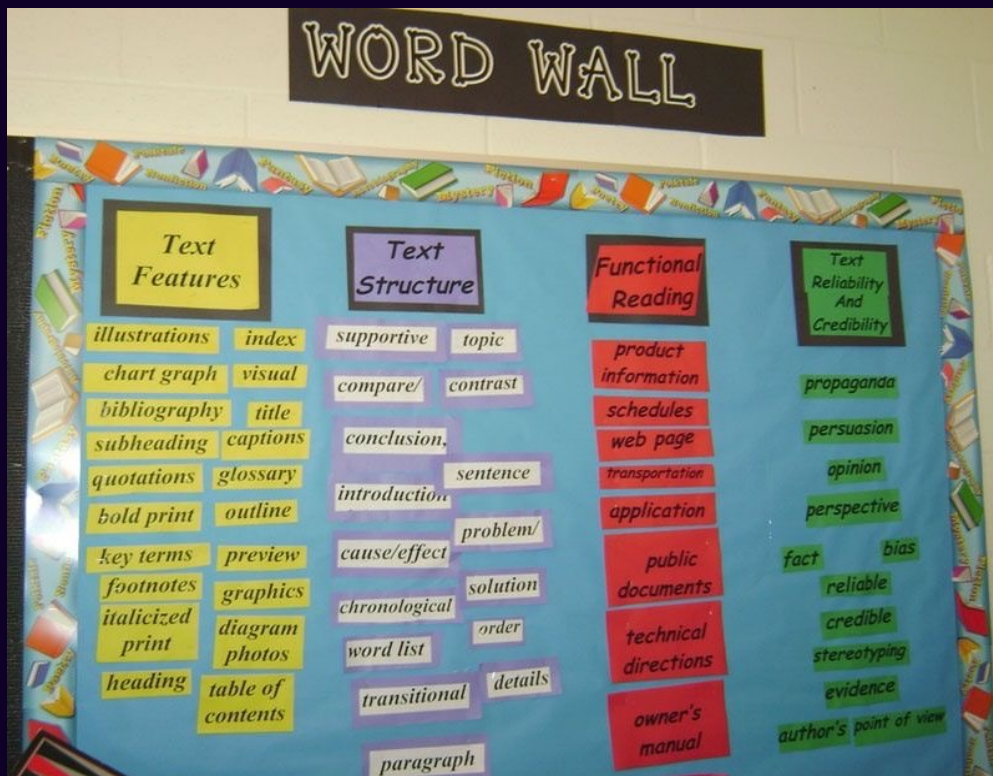
Level 3

- Is that a word? In the dictionary?



Word Wall: Visibility Matters

Which wall works for you?





[1 minute timer](#)


Unstack the cups, alphabetize the words on the bottom, and stack them back up A-Z.




Minute to Win it
Sorting

Word Doctors

* Works with vocabulary, roots, suffixes and prefixes.



Using surgical masks, gloves, and tweezers, “repair” the broken bones to create as many words or vocab/definition matches as possible in 3 minutes.



Alpha - Boxes

Alphaboxes

Topic _____

A	B	C	D	E
F	G	H	I	J
K	L	M	N	O
P	Q	R	S	T
U	V	W	X	Y/Z

© Ann Fawcett © 2011 First Step Learning LLC

- Hand out a new piece of text
- Challenge students to find words that begin with each letter of the alphabet
- One step further: Evidence trash compactor- Are they important?

KEEP_{OR}**TOSS?**

Known to Me as

--	--

- Left side: Vocabulary or phrases new to the student
- Right side: How they would explain it in their own words

Thought-Provoking Questions

KWL Chart = KRUQ

* Change the columns to fit the task

Know	Read/Heard	Understood	Question

Class Council Meeting (Twist on Socratic Seminar) Get the students thinking and talking

- Propose a question that creates different opinions from your students.
- Place the desks in a circle
- Let a Class Council Meeting occur
 - Give students the “floor”
 - Allow time for questions
- After- Have the students write a summary of what they experienced.
- [130 Interesting and Thought-Provoking Debate Topics for Kids](#)
- [Questions to inspire writing, discussion, debate and reflection](#)

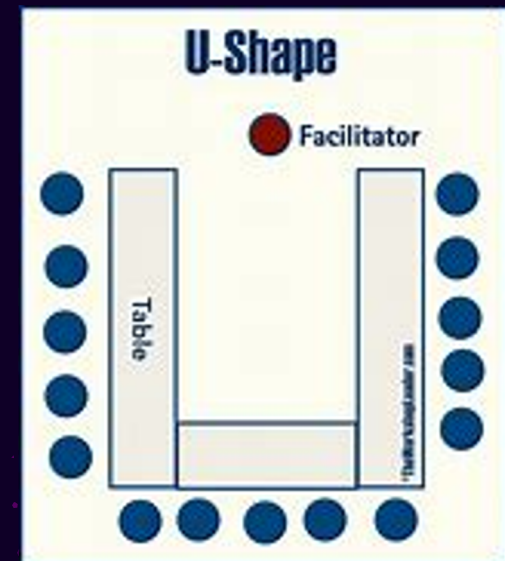
Class Council Meeting Part 2

- ⊗ Should PE be required for all students?
 - ⊙ Allow students some time to write down their thoughts
 - ⊙ Ask students to circle their desks
 - ⊙ Take volunteers to start a discussion
 - ⊙ Step back and let the students talk
 - ⊙ Teacher becomes the moderator and peacekeeper

- ⊙ Assignment: Ask students to summarize their thoughts on the discussion.

Barometer of Opinions

- Make a statement that causes students to develop a strong opinion
- Have students line up along a U-shape
- The straight sides are extreme opposites
- The curve is neutral
- Students must defend their opinions using "I statements"



Textbook/Chapter Scavenger Hunt

1. What is the title of your textbook?
2. What edition is this textbook?
3. Who is the author of this text?
4. Describe the cover in 4 words.
5. What is the copyright date of this book?
6. Who was the publisher of this text?
7. Who is the book dedicated to?
8. How many chapters are in this text?
9. How are the chapters divided?
10. Briefly describe what you will find in chapter 5.
11. On what pages can you find the index?
12. Pick a subheading and read the piece. Write a 3 sentence summary to share with the class. List the page number of the text you read.
13. What are your thoughts about this textbook after looking more closely?
14. What are your concerns about this text?
15. Final Thoughts:

Main Idea: High Five

- Allow students time to read through a text and answer these questions:
 - Where?
 - When?
 - Why?
 - What?
 - Who?
 - How?
- Once this information is gathered, students can create their own main idea for the piece of text.



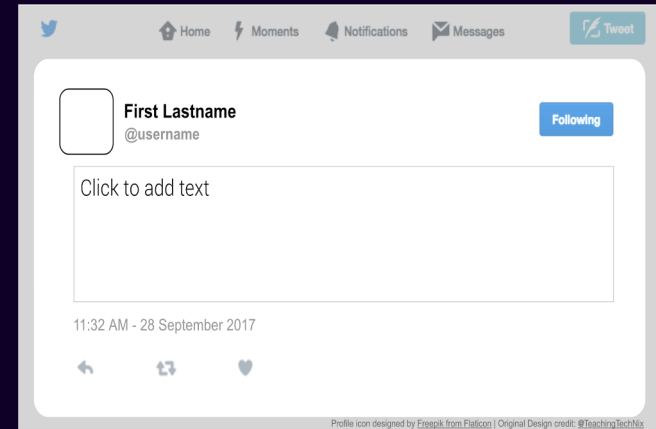
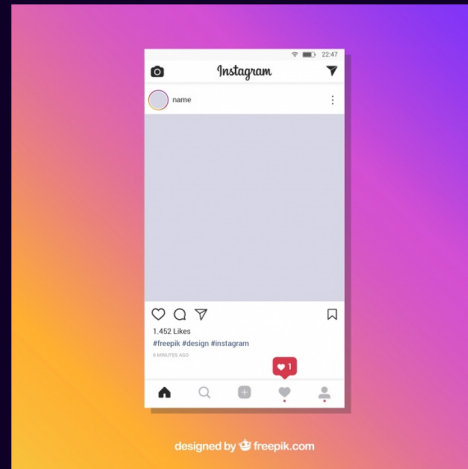
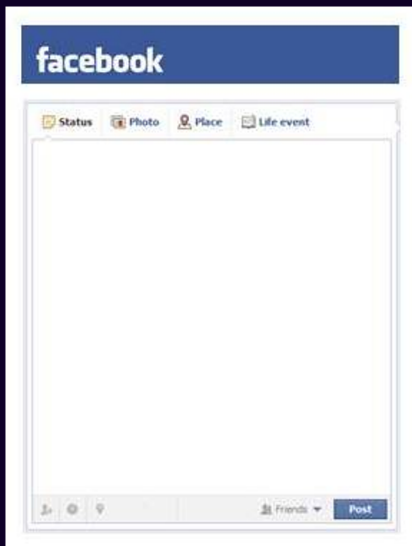
Two Word Wrap Up

- Hard to believe, but most main ideas can be summed up in 2 words
- Brainstorm a list
- Condense to 2 words
- Similar to the game of "Boggle"

Two Words



Social Media Summaries



Facebook- Longest

Instagram- Shorter with a picture

Twitter- Less than 200 characters

6 Word Memoirs

Ernest Hemingway: “Baby shoes: for sale, never worn.”

Condense what you read into your own 6 word memoir.

Writing a summary with a limited number of words, students must focus on the important ideas and become thoughtful in their word choice. The purpose of this strategy is for students to discern the most important ideas and summarize information for any topic by studying an image video, or article.

Examples

[Book Summary](#)

[Sum up your life](#)



Building a Representation



Task: Build a representation of Literacy



Sculpting Thoughts

- Pose a thought-provoking question
- Pair students who feel similarly to one another, and provide a tub of play-doh
- One student is the sculptor, and one is the docent.
- Share

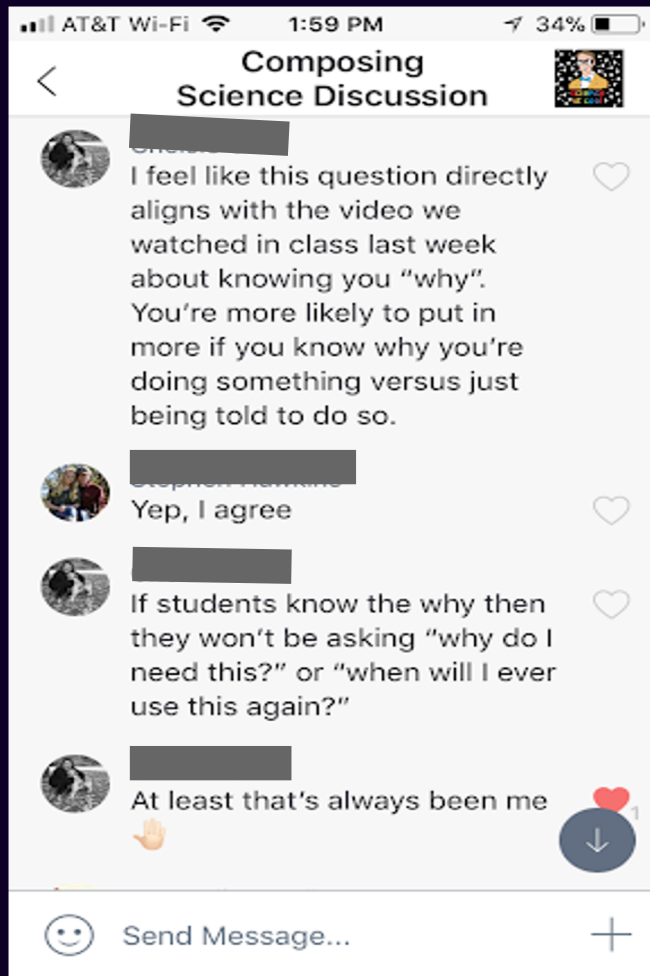
**SCULPTURE IS THE
ART OF THE
INTELLIGENCE.**

Pablo Picasso

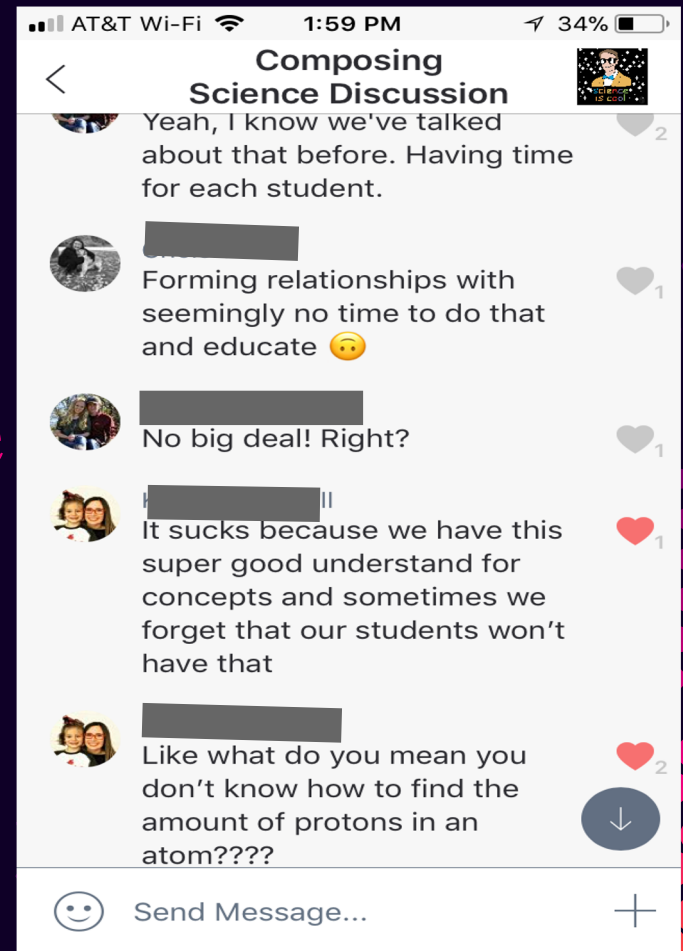
PICTUREQUOTES.COM

Jigsaw- Become an Expert

- When the literature seems overwhelming
- When you want to get through the material without them reading every single word.
- Students take ownership because they are responsible for “teaching” the section they have been assigned.




Group- Me Messaging



Gallery Walk

- Culmination of a large project
- Set up the “gallery” around the room
- Students are responsible for a response- critique, positive, questions, etc.
- I usually serve food and drinks to make it feel more like a gallery viewing than an assignment.



Genre Cafe: Welcome to the Genre Cafe

Please enjoy this opportunity to “taste” some books!

	Rating: 1-5	Title	Notes: Description, Genre, Setting, Synopsis, etc.
1			
2			
3			

Flip the Script Research and Debate

- Create a research project with 2 opposing views
- Teach the students how to research their side of the topic
- They must make a case to prove their side is correct.
- On the day of presentation, flip the script...now they must defend the **OPPOSING** side of the argument!



Tech Tools for Collaboration

Piktochart: <https://piktochart.com/> **(Info-graphics)** Quickly turn any text- or data-heavy content into a stunning report, presentation, infographic, social media graphic, or printable.

Visme: <https://www.visme.co/> **(Info-graphics and Presentations)** Design and share beautiful on-brand presentations, infographics and any other visual communications **for you and your team.**

Padlet: <https://padlet.com/> **(Interactive Collaboration Boards)** Padlet is a web app that lets users post notes on a digital wall. ... There's a good chance you've done the “write on a sticky note and put it on the wall” activity — or have seen it happen before. **Padlet** lets those sticky notes have images, links and videos AND be available with practically any Internet-ready device.

Cereal Presentation

- The students must create a “cereal” that represents their information.
- They must create a cereal box cover, information for the back and side panels, and present facts that the students need their audience to know.



Book in a Bag Book Report

Select a book and Read it!

- ⊗ Write a brief summary of the story. No more than 2 paragraphs.
- ⊗ Create a "Book in a bag".
- ⊗ * There needs to be 5 items that symbolize an event or character in the book.

- * Choose concepts from the text that are important and can be represented by an object.
- * The objects are collected and then presented.
- * Presenting the items can be as a list or a poster or a powerpoint.
- * For each item, you need a visual (picture, image, symbol) and a short paragraph describing the significance of the object and how it relates to the book.



Genius Hour

* Independent Research Project

- Students select any topic
- Students select a way to showcase their knowledge
- Students do their own research
- Students design their own rubrics, plans, needed resources
- This is very independent activity. The student leads the way with your guidance.

Tech Tools for Creating Visual Content

Clips: Short Videos: **Clips** is a free **app** for making fun videos to share

Time Toast Timeline Maker : Timeline presenter for free lets you create **timelines** online

iMovie: Short films: you can enjoy your videos like never before. It's easy to browse your clips and create Hollywood-style trailers and stunning 4K-resolution movies.

WeVideo Chromebook users: an online, cloud-based video editing platform that works in web browsers and on mobile devices

TouchCast Studio: Interactive Videos: free app for the iPad that lets you create and record videos with interactive web components. Within your video, you can embed web pages, twitter feeds, images, maps, and more, all of which are completely interactive.

Types of Notetaking

Outline

The Outline Method

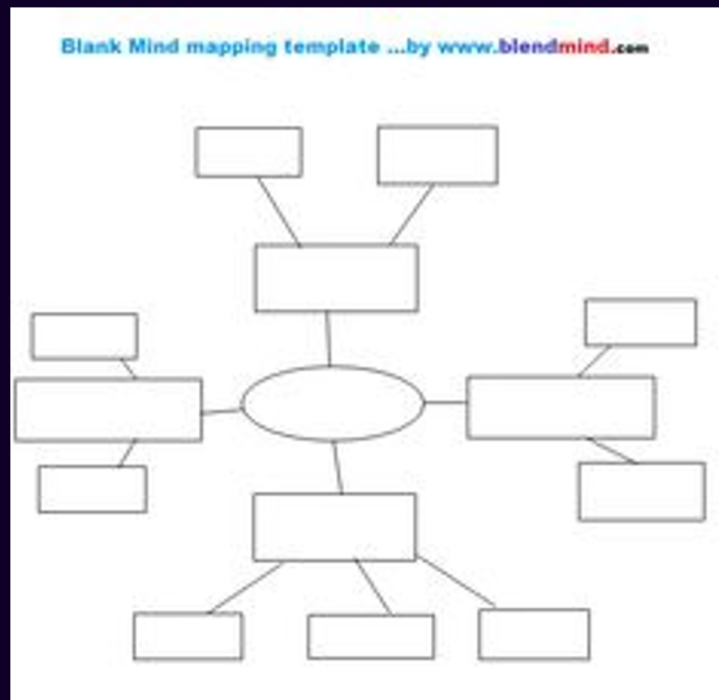
- This is a main topic
 - This is a sub topic
 - This is a thought or supporting fact

Cornell Notes

Cornell Notes	
Unit/Topic: _____	Name: _____ Date: _____
Essential Question: _____	
Questions & Key Terms	Notes

Mind Map and Sketch Notes

[What is Sketchnoting](#)



WHY SKETCHNOTES...

SIMPLIFIES THE COMPLEX → **visual METAPHORS** allow brain to fill **gaps**

ENABLES CONNECTION and synthesis OF IDEAS → **raises ATTENTION and ENGAGEMENT**

organizes and SUMMARIZES insights → **A TOOL FOR IMMERSIVE LEARNING**

GETS CLARITY and comprehension → **HELPS IN SENSE MAKING**

QUICK GRASP and BETTER RETENTION → **EASY sharing & COMMUNICATION**

JOHN MEDINA, "BRAIN DILES"

Struggling Readers

- * Rewordify: Analyzes the text
- * Snap and Read Universal: Text can be copied and then the text is read aloud
- * Newsela: Different levels of Lexile for the same articles
- * Inspiration: Electronic Graphic Organizers, Visual Representations, Visual Maps

Is it blue and black? Is it white and gold?

Some questions to consider:

How does your perspective change your thought process?

How can you change up your classroom to help all of your students?

Can using an out of the box activity help students who feel lost?



Questions?

Morgan Ely, Ed.S

University of Central
Missouri- Warrensburg,
MO

constant@ucmo.edu

